


Ivy Hawn Band Handbook



Mr. Kevin Gaskill
Director of Bands

gaskillk@ivyhawnschool.org

kwgaskil@volusia.k12.fl.us

2025-2026

Band Handbook Table of Contents

Page 3-5: Classes taught in the band program

Page 6-7: What instrument brand do I get?

Page 8-11: Where do I get an instrument? (Rent vs Buying)

Page 12: Instrument Repairs

Page 13: Supplemental Band Supplies Needed

Page 14: Classroom Rules

Page 15: How many outside of school opportunities can I expect in Middle School Band?

Page 16: Expectations of students pertaining to rehearsals and performances

Page 17: Grading policy

Page 18-20: Description of MS Band activities

Page 21-23: Uniforms/Media release

Page 24: Band Fee

Page 25: Band Acknowledgement form

Band Class is Co-Curricular, which means your participation extends beyond school hours to include activities outside regular school times. Should this pose any concerns, please feel free to contact the band director and communicate any scheduling issues or conflicts you may have. This way if there is a valid conflict the band director can plan ahead for any approved absences (example: Percussionist is missing so we have to find a solution). This can really hurt the band. Please make sure you are prioritizing performances and rehearsals.

Classes taught in the band program

1 M/j Band 1 (Beginning band): This class is tailored for students who are new to music/ band. It offers an introduction to playing musical instruments, reading music notation, and fostering teamwork at a beginner level. In this course, students will have the opportunity to select an instrument that aligns with their interests and abilities. It's a great chance to explore different musical talents and develop foundational skills in a supportive environment.

- **Flute:** Played by blowing air across the mouthpiece while pressing keys to change notes.
- **Clarinet:** Uses a single reed attached to the mouthpiece to produce sound, with keys to change pitch. You need to be Clarinet reeds to make a sound.
- **Alto Saxophone:** Similar to the clarinet but with a larger mouthpiece and a brass body, played with a single reed. You need to be Alto Saxophone reeds to make a sound.
- **Trumpet:** Played by buzzing the lips into a mouthpiece and using valves to change pitch.
- **French Horn:** Played by buzzing the lips into a mouthpiece and using valves to change pitch.
- **Trombone:** Played by moving a slide to change the length of the tubing, thus changing pitch.
- **Euphonium:** Similar to the tuba but smaller, played with valves to change pitch.
- **Tuba:** The largest brass instrument, played by buzzing the lips into a large mouthpiece and using valves to change pitch.

Additionally:

- **Percussion:** Audition required. Includes various instruments like drums, xylophone, and more, requiring rhythmic precision and coordination.
- **Oboe and Bassoon:** Require specialized lessons due to the complexity of their double reed mechanisms. Students must obtain their own reeds to play these instruments effectively. These can be started the students 2nd year of band if they wish to try.

2 M/j Band 2: (Advanced Band): This class is intended for students in their second or third year of band, depending on their previous music experience. It offers opportunities for students to advance their musicianship and band skills significantly.

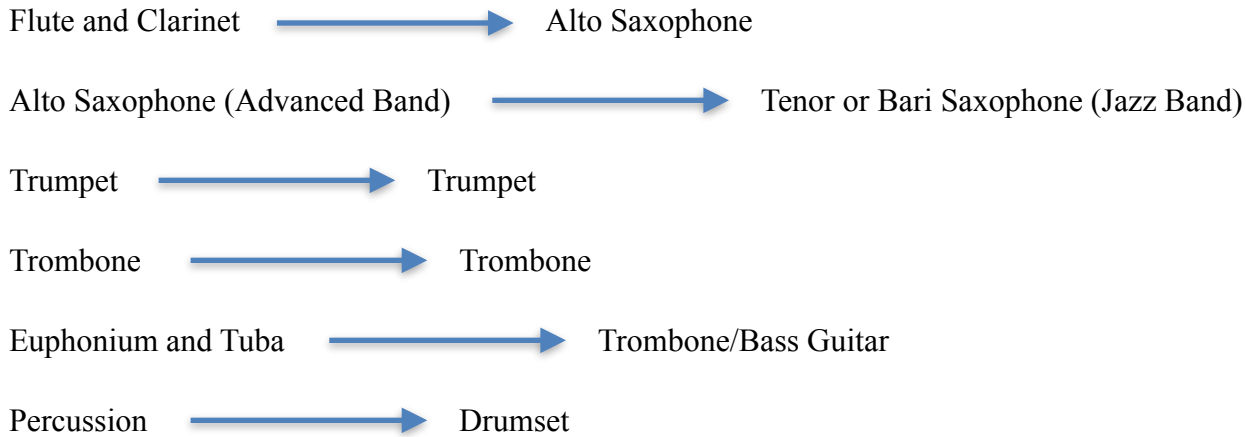
Students will engage in more advanced levels of performance, including participation in parades, football games, music contests, and concerts. This level of involvement offers students a richer musical experience and broader opportunities for showcasing their talents.

Parents can expect their child to be deeply engaged in various musical activities, contributing to their overall development and growth in the band program.

3

M/j Instru Ens 1 (Jazz Band): This class is designed for students new to jazz music. It serves as an introduction to playing in the jazz/rock styles, but requires the students to be able to play at an advanced level in order to do so.

Pathway of concert instruments to jazz instruments: (This class requires some students to double. This means you play one instrument in advanced band and a different one in jazz band.)



Instruments used in a jazz band:

History of Big Band Jazz Bands: Big bands emerged in the early 20th century, evolving from smaller jazz ensembles that played in dance halls and clubs. They reached their peak popularity during the swing era of the 1930s and 1940s, led by legendary bandleaders like Duke Ellington, Count Basie, and Glenn Miller. Big bands typically feature sections of brass, woodwinds, and rhythm instruments, performing energetic and tightly arranged compositions that highlight improvisational solos within a structured ensemble format.

Instruments in a Big Band:

1. Alto Saxophone:

- Known for its bright and expressive sound, the alto saxophone plays a prominent role in jazz ensembles. It often carries melodic lines and solos, contributing to the overall texture and dynamic of the band.

2. Tenor Saxophone:

- The tenor saxophone has a deeper and richer tone compared to the alto saxophone. It is frequently used for solo improvisations and harmonizing with other saxophones in big band arrangements.

3. Baritone Saxophone (Bari Sax):

- The bari saxophone has a lower range than both alto and tenor saxophones, providing a powerful bass sound in the saxophone section. It often supports the ensemble's low end and occasionally takes solo passages.

4. **Trumpet:**

- Trumpets are essential in big bands for their bright and piercing sound. They play melody lines, harmonize with other brass instruments, and often take energetic solo improvisations. The trumpet section typically consists of multiple players to achieve a full, powerful sound.

5. **Trombone:**

- Trombones contribute a warm and resonant sound to the brass section of a big band. They play harmonized parts, support the melody, and provide dynamic contrast with their ability to produce smooth glissandi. Trombone players also take solos, showcasing their expressive capabilities.

6. **Piano:**

- The piano serves as the harmonic foundation of the big band, providing chordal support, rhythmic comping, and melodic improvisations. Pianists in big bands are skilled in jazz harmony and rhythm, often driving the ensemble's groove and dynamics.

7. **Bass Guitar:**

- In modern big bands, the bass guitar (electric bass) provides a deep, rhythmic foundation alongside the drums. It supports the harmonic structure, enhances the groove, and occasionally takes melodic solos. The bass guitar's versatility allows it to adapt to various styles within jazz.

8. **Guitar:**

- The guitar in a big band primarily plays a supportive role, providing rhythmic comping (chordal accompaniment) to support the harmony and soloists. Guitarists also contribute melodic lines and occasional solos, showcasing their improvisational skills within the ensemble.

9. **Drumset:**

- The drumset is the heartbeat of the big band, driving the rhythm and providing dynamic accents. Drummers play a variety of styles including swing, Latin, and ballads, using different percussion elements (snare drum, bass drum, cymbals) to enhance the band's overall sound and energy.

4

M/j Instru Ens 1 (Percussion): This class is for advanced percussionists and focuses on developing rudiments, reading skills, and small ensemble performance. Students will explore various styles, with an emphasis on classical percussion.

Acquiring a quality instrument through rental or purchase is crucial for your student's success. Opting for reputable brands ensures reliability, minimizing the need for frequent repairs that can consume time and money. It is advisable to purchase from trusted dealers and consider insurance coverage, which provides access to loaner instruments in case of damage or repairs.

What instrument brand do I get?

Flute

- Gemeinhardt 2sp (Beginner)
- Yamaha YFL-221 (Beginner)
- Gemeinhardt 3SH Yamaha YFL-481 Powell 601 Sonare Powell 505 Sonare (Intermediate)

Clarinet

- (Must have Vandoren B45 or M30 mouthpiece, Rovner Ligature, and 1 box of Vandoren 2.5 reeds) Buffet Crampon B12 (Beginner)
- Yamaha YCL-255 (Beginner)
- *Buffet Crampon E12 (Intermediate)

Saxophone

- (Must have Selmer C star Mouthpiece or Vandoren Optimum AL3, a Rovner Ligature, and 1 box of Vandoren 2.5 reeds) Yamaha YAS-26 Yamaha YAS-23 (Beginner)
- Yamaha YAS-480 (Intermediate)
- Yamaha YAS-62III (Intermediate)

Trumpet

- (Must have Bach 7c mouthpiece. Will upgrade to 3c later when ready) Bach TR200 (Beginner)
- Yamaha YTR-2330 (Beginner)
- Bach 180S37 Stadivarius (Intermediate)
- Yamaha YTR-8335LA (Intermediate)

French horn

- *Holton H379 (Beginner)
- Holton H378 (Beginner)
- Holton H105 Yamaha YHR-668NII Yamaha YHR-667D (Intermediate)

Trombone

- (Bach 12c or 6 1/2 AL Mouthpiece) Yamaha YSL-354 (Beginner)
- Yamaha YSL-448G (Beginner)
- Yamaha YSL-446GC (Intermediate)
- Yamaha YSL-620 (Intermediate)
- Bach TB200 Series F attachment Bach 42B Stradivarius (Intermediate)

Euphonium

- (Bach 12c or 6 1/2 AL mouthpiece) King 2280 Series small bore (Beginner)
- Besson BE968 Besson BE967 (Intermediate)

Tuba (Generally rented through the school.)

- (Blessing Mouthpiece) Bach 24AW
- King 2341W 4 valve

Percussion

- Vic Firth SD1 General Snare Drum Sticks
- Glockenspiel Mallets (Amazon)
- Yarn Marimba Mallets (Amazon)
- Rubber Xylophone Mallets (Amazon)
- Percussion bag to hold all of your sticks (Amazon)

Where do I get an instrument? (Rent vs Buying)

1. Renting:

The Music Shack

702 S US Hwy 17 92, Longwood, FL 32750 <http://www.musicshackcfl.com/>

Music and Arts

1673 WP Ball Blvd, Sanford, FL 32771 <https://www.musicarts.com/>

Pros of renting:

1. **Convenience:** Renting through VIR offers convenience as you can browse and select instruments online from home, often with flexible rental periods.
2. **Flexibility:** Rental agreements through VIR typically allow for various rental terms (monthly, quarterly, annually), providing flexibility to adapt to changing needs.
3. **Maintenance and Repairs:** VIR rental plans include maintenance and repair services. This ensures that the instrument remains in good condition without additional costs to you.
4. **Cost-effective Start:** Renting can be cost-effective initially, allowing access to quality instruments without a large upfront investment, making it ideal for beginners.
5. **Trial Periods:** Some VIR rental programs offer trial periods, allowing you to assess the instrument's suitability before committing to a purchase.

Cons of renting:

1. **Long-term Cost:** Over time, rental fees can accumulate and surpass the cost of purchasing an instrument outright. This is especially true for long-term rentals.
2. **Quality and Condition:** Instruments rented through VIR may vary in quality and condition. It's essential to inquire about the maintenance standards and condition of the instrument before renting.

Insurance Considerations:

- **Coverage Benefits:** Insurance for rented instruments typically covers accidental damage, theft, loss, and sometimes maintenance or repair costs.
- **Peace of Mind:** Having insurance can provide peace of mind, knowing that you won't be financially responsible for costly repairs or replacements due to unforeseen circumstances.

- **Cost:** The cost of insurance is usually added to the monthly rental fee. It's essential to compare insurance options and understand what is covered under the policy.
- **Conditions:** Be sure to review the insurance policy's terms and conditions, including deductibles and coverage limits, to fully understand your protection.

2. Buying

-Use Facebook Market Place or Reverb for great USED deals.

If you do not know which instrument to get see my suggested instruments/brands above.



If it is too good to be true, it is. Cheap instruments are cheap, because they use inexpensive materials that break easily and do not produce a good sound. It may function for a short time, but it will not lead to a good experience long term. [Meaning more than a few months.]

Cecilio Closed Hole C Flute -...	Deloitte C Flute Closed Hole 1...	Mendini By Cecilio Flutes ...	LeSage C Flutes Closed...	Flutes, Closed Hole C 16 Key...
\$50.99	\$79.99	\$64.99	\$79.99	\$54.38
Amazon.com	Amazon.com	Amazon.com	Amazon.com	Temu
Free shipping	Free shipping	Free shipping	Free shipping	Free by 8/8

A few possibilities of where to buy from:

Musician's Friend - www.musiciansfriend.com

- Offers a wide range of instruments and equipment for musicians of all levels.

Sweetwater - www.sweetwater.com

- Known for excellent customer service and a vast selection of instruments and audio gear.

Guitar Center - www.guitarcenter.com

- A well-known retailer with stores nationwide and a comprehensive online store offering instruments, accessories, and equipment.

Amazon - www.amazon.com

- Provides a wide selection of musical instruments from various sellers, along with customer reviews and ratings.

Reverb - www.reverb.com

- Specializes in new, used, and vintage musical instruments and equipment, with a focus on guitars, basses, and amplifiers.

Keep in mind there are hundreds of places to buy. It is more important that you buy a good brand.

***In middle school, it is strongly suggested to rent in the first year.**

Renting musical instruments can be advantageous for middle schoolers due to their age group's propensity for accidents and indecision. Middle schoolers often experience rapid physical growth and changing interests, making it challenging to commit to a specific instrument long-term. Renting allows flexibility to switch instruments if interests change without the financial commitment of purchasing. Additionally, middle schoolers may be more prone to accidents or mishandling of instruments due to their developing motor skills and maturity levels. Rental agreements often include maintenance and insurance options, providing peace of mind for parents against costly repairs or replacements. Overall, renting offers a practical and cost-effective way for middle schoolers to explore musical interests while accommodating their developmental stage and potential instrument preferences.



3. How much does this cost? (Rent vs Buy)

Rent:

<https://www.rentfromhome.com/shop/browse>

Buying:

*Buying band instruments can vary widely in price, akin to the range you encounter when purchasing a car. The cost can differ significantly based on factors such as brand, condition, and specific model or type of instrument.

Average cost of a basic beginning band model instrument:

Flute: Approximately \$500 - \$1,200

Clarinet: Approximately \$300 - \$700

Alto Saxophone: Approximately \$800 - \$1,800

Trumpet: Approximately \$400 - \$800

Trombone: Approximately \$400 - \$800

Euphonium: Approximately \$1,500 - \$3,000 *(Usually rented through the school at a fraction of the cost)

Tuba: Approximately \$3,000 - \$5,000 *(Usually rented through the school at a fraction of the cost)

Percussion (typically a percussion kit): Approximately \$500 - \$1,000

4. What if I can't afford this?

If you are unable to afford an instrument, please contact Mr. Gaskill. At Ivy Hawn Charter School, we have obtained a limited inventory of instruments that may be available for use by families in need. Some instruments may need to be shared based on inventory and needs, so your child is not guaranteed their instrument of choice. However, this provides them with the opportunity to participate in the band program. It is essential to care for these instruments to ensure their longevity, as they are not purchased by those who use them. Taking good care of these instruments is crucial to maintaining the sustainability of our band program.

Instrument Repairs

Repairs for your own rental/purchase

Accidents do happen and when they do, the director can make minor repairs or try to find local band directors to help. There is a mouthpiece puller in the Band office if needed.

Please do NOT attempt to pull out a stuck mouthpiece with pliers or by any other means. You could cause further damage to the horn or mouthpiece.

Please do not take your instrument to the repair shop before your director has looked it over. Instruments can stay in the shop for weeks at a time for a repair the director could do in a few minutes.

Repair shop financing is the responsibility of parents. Music Shack fixes instruments and gives loaner instruments as a part of the rent. If you decided to go to a different shop or shop online for cheap instruments you might not be able to get the instrument fixed. Many shops do not repair cheap instruments.

Repairs for School owned property

Parent and Student must agree to the following obligations as part of the loan of a School Band Instrument:


- Students/Parents will pay an instrument rental fee to cover the **annual maintenance** of the instrument (\$100 per year) to be paid at the beginning of the school year (August) with this form. **Maintenance** is to be defined as felts, corks, pads, heads or springs wearing out or falling off.
- Any and All Damage caused to instrument(s) outside of normal wear and tear is the sole responsibility of Student/Parents and parents will facilitate repair through our school instrument repair vendor. This is to include but not limited to dents, dings, bent or stuck slides/ head joints, stuck mouthpieces, stuck valves, intentional damage or defacing of equipment.
- Percussion equipment is covered for annual maintenance and doesn't cover sticks, mallets or students personal snare/bell kits (this is the responsibility of students/parents).
- Students who mistreat instruments during the year will have the privilege of using a school instrument revoked and disciplinary action will follow. Examples (Dropping instruments, handling instruments in a dangerous or inappropriate way that could lead to damage, or leaving instruments in locations that could result in theft/damage/loss)
- Any Student/Parent who fails to return a school owned instrument will be prosecuted under the extent of the law

Supplemental Band Supplies Needed

All Students

- Folder for music (Binders are ok, but I do not care for sheet protectors. We need to write things on our music.)
- Pencil
- Standard of excellence book 1 (**red book**) for there instrument type.

(Below is a QR code link to help with the book)



Flute

- Cleaning Cloth and Cleaning Rod

Clarinet/Saxophones (*your instrument will not make a noise without reeds)

- Reeds strength of 3 for advanced and 2.5 for beginners (Van Doran brand is best) Students should have **FOUR** good reeds at all times.
- Cloth Swab (You can purchase this on Amazon.)

Brass

- Cleaning Snake (size appropriate for your instrument) (**All Brass**)
- Tuning Slide Cream (**All Brass**)
- Valve Oil (**Trumpets/Euphoniums/Tubas**)
- Rotor Oil (**French Horn only**)
- Slide Cream and Water Spray Bottle (**Trombones only**)

Percussion

- Vic Firth SD1 General Snare Drum Sticks
- Glockenspiel Mallets
- Yarn Marimba Mallets
- Rubber Xylophone Mallets
- Percussion bag to hold all of your sticks

Band Classroom Rules

In one word:

-Respect

Detailed rules:

1. Students will enter/exit the room on time as directed by band director
2. Students will assemble/disassemble instrument as directed by band director
3. Students will take out/put away music as directed by band director
4. Students will take care of their instrument as directed by band director
5. Students will treat each other and teacher with respect as per the code of conduct
6. Students will be attentive/voice level 0 during “teaching moments” these moments will be made aware to all students.
7. Students will take appropriate care of all school equipment (chairs, stands, books, supplies, lockers, walls, ceilings, etc...)
8. Profanity of any kind will not be used in band class.

What happens if my child does not follow the rules?

1. Teacher gives general reminder to class as a whole of the rules. (To avoid isolating a student)
2. Teacher gives general reminder to specific instrument section. (To avoid isolating a student)
3. Teacher gives general reminder to specific student/students. (Isolation becomes unavoidable)
4. Student breaking the rules will be asked to go to the timeout area for 5 minutes (student conference and parent notified.)
5. If the student continues disruption in the timeout area they will be removed from the class via escort. (automatic referral as per administration)
6. Anything beyond this will become administrative

How many outside of school opportunities can I expect in Middle School Band?

1 Beginning Band:

-Two Concerts (Required for Grade)

Example:

December 16th Concert at Ivy Hawn Theatre Cafe 6pm

May 16th Concert at Ivy Hawn Theatre 6pm

-Optional Solo and Ensemble Event held in February (Optional for those that want to do it)

2 Advanced Band:

-Two Concerts and Two after school rehearsals. (Required for Grade)

-MS nights (Deltona HS and Deland HS) (Required for Grade)

-Holiday Parades in December (Required for Grade)

-MPA/MPA rehearsals in April (Required for grade)

-All County Band events (Optional)

-Solo ensemble events (Optional)

3 Jazz Band:

-Two Concerts and Two after school rehearsals. (Required for Grade)

Lake Butler event

Lakeside Jazz Festival in April (Required for Grade)

-All County Band events (Optional)

Expectations of students pertaining to rehearsals and performances

-Band members are expected to attend **all** rehearsals and performances.

(While missing one performance seems small please consider the “Compound effect” of one student allowed to miss leading to several students allowed to miss. Missing Students means missing parts in the band. This in turn effects the students that are at the performance in a bad way because all parts would not be accounted for. **A band requires cooperation as a team to create art in unification.**)

-Students must also be on time and prepared for all ensemble functions.

(Logistics for large groups is a challenge if there is unpredictability of promptness. If everyone arrives and leaves together, the band will serve to honor everyones busy schedules more efficiently.)

-Students will be expected to coordinate transportation prior to the rehearsals/performances.

(Plan ahead for transportation to any events by talking to class members and the band director. There is usually always a solution if the problem is known.)

-Missing events without ANY effort to let the band director know, will be an unexcused absence.

(Communication is key in a team setting. A solution can never be found to an unknown problem to the band director. Just reach out and express your concern and we can figure it out. :))

Grading policy

Band is graded via Formative and Summative assessments.

For every 3 Formative assessments there will be a Summative assessment to gather data on student achievement.

Things that will be assessed at the **Formative** level:

- Music Literacy
- Scales
- Rhythm charts
- Concert music playing tests
- After School rehearsals

Things that will be assessed at the **Summative** level:

- Music Literacy
- Scales
- Rhythm charts
- Concert music playing tests
- Performances (Please see expectations for rehearsals and performances above*)

All grading will be calculated based off of each 9 week period.

The 2nd and 4th quarter will have the most performances.

Description of MS Band activities

What is All State Band/All County Honor Bands?

The All State Band (Students from all over the state) and All County MS Band (Volusia County Students) are ensembles comprised through auditions from the finest musicians in either the county or the state. Auditions are held in September for the All State Band and in November for the All County Band. Participation in these events is a great honor. All students who are capable are encouraged to prepare the All State/All county Band Audition Materials and audition. A fee is required to participate in the auditions/groups.

What is Solo and Ensemble Music Performance Assessment?

The Solo and Ensemble MPA of the Florida Bandmasters Association is held during the month of February each year. The opportunity to be evaluated as a soloist or a member of a small ensemble is a wonderful learning experience. Participation in Solo and Ensemble for all students is encourage. Students will receive 1 of 5 ratings:

Poor
Fair
Good
Excellent
Superior (Medal is awarded for this level)

Music must be selected from the FBA music list. An original score (no photo copies) must be provided for the judge, and an accompanist must be with each student performing a solo. *These things will need to be potentially paid for by parents.* Money for this is usually fundraised so hopefully the tradition of it being free for students continues.

Concert Band Music Performance Assessment (MPA)

Band M/j 2 and 3 will perform in the Concert MPA. The performance of each ensemble will be evaluated by three highly qualified judges selected by a board of state band directors. The group will receive 1 of 5 ratings from each judge:

Poor
Fair
Good
Excellent
Superior (Medal is awarded for this level)

After the concert performance the ensemble will move to another room and be evaluated on their ability to sight read music they have never played before, rated by a fourth judge using the same rating scale.

This is a valuable experience for many musical reasons and takes place in April each year. Every student in the band must thoroughly prepare for this performance since the whole band is being evaluated. Before/After school sectionals may take place in march in preparation for MPA. MPA is required of all bands in Volusia County.

Lakeside Jazz Festival

The Lakeside Jazz Festival in Port Orange, Florida, is a popular event celebrating jazz music in a picturesque setting. Here's a description of what you can typically expect:

1. **Scenic Location:** The festival is held in the beautiful lakeside setting of the Port Orange City Center Park. This provides a tranquil and scenic backdrop for enjoying live music.
2. **Musical Performances:** It features a lineup of talented jazz musicians and bands from both local areas and sometimes from across the country. The music ranges from traditional jazz to contemporary styles, catering to a diverse audience.
3. **Family-Friendly Atmosphere:** The festival is known for its family-friendly environment, attracting jazz enthusiasts of all ages. It's a great opportunity for families and friends to gather, relax, and enjoy music together.
4. **Food and Refreshments:** Typically, there are food vendors offering a variety of refreshments and snacks, allowing attendees to indulge in culinary delights while listening to the music.
5. **Community Spirit:** The Lakeside Jazz Festival fosters a sense of community spirit, often supported by local businesses and volunteers. It's a chance for residents and visitors alike to come together and celebrate their love for jazz music.

MS Night

"Middle School Night" refers to an event where middle school students are invited to experience and participate in the excitement of high school marching band activities. Here's what such an event might entail:

1. **Invitation and Participation:** Middle school band students are invited to attend a high school football game with (Deltona or Deland HS) This gives them a chance to see firsthand what marching band is like at the high school level.
2. **Educational Experience:** The event serves as an educational opportunity for middle school students. They can observe the marching techniques, music rehearsals, and the overall coordination involved in a high school marching band performance.
3. **Interaction with High School Students:** Middle school students often have the chance to interact with high school band members. This interaction can include asking questions about band programs, instruments, and the transition from middle school to high school band.

4. **Performance Opportunities:** Some Middle School Nights may include opportunities for middle school students to perform alongside the high school band during a portion of the event. This could involve playing music together or participating in a joint rehearsal.
5. **Community Building:** The event helps build community and camaraderie between middle school and high school band programs within Volusia County. It encourages collaboration and fosters a sense of continuity and progression in musical education.

Uniforms

In band, uniforms are more than just outfits — they play a crucial role in how we come together and present ourselves as a group. Similar to how athletes wear uniforms to show they're part of a team, band members wear uniforms to signal our unity and shared purpose. These uniforms help us look professional and coordinated during performances, just like sports teams do on the field. They represent our identity as a band, often featuring colors and symbols that show who we are and what we stand for. Ultimately, wearing uniforms in band isn't just about how we look; it's about how we come together, show our commitment to music, and present a cohesive and disciplined image to our audience.

Uniforms 1 and 2 are intended for all formal events that take place indoors.

Uniform 3 is intended for all outdoor performance. Parades or festivals etc...

1 Beginning Band: (Please purchase a size that will “hopefully” last for 3 years. I suggest Amazon/Ross/Goodwill)

Boys: White Button Up Formal Long sleeve shirt, Black Dress Pants, Black Long Socks, Black Dress Shoes, Black Dress Belt.

Girls: Same as Boys or You may wear a Black Dress Floor Length (professional look and appropriate), Black Flats.



- 2** **Advanced Band:** Same as beginning band except you receive a Vest and Bow tie. Girls wearing a dress will be the same. (If you have your vest/bow tie from last year you may wear that :))



3 Outdoor uniform: (The Ivy Hawn Uniform)

Burgundy Ivy Hawn Polo Shirt, Khaki Pants (not shorts/skirts), Tennis shoes.



Photo/Video Policy

Ivy Hawn has a community presence and works hard to continue to recruit students to explore music education as well as document the accomplishments and rich heritage of the music department. For these reasons students and parents may be photographed by the band director, parents, school staff, or community/news agencies during events and used for promotional and outreach means such as, but not limited to; programs, posters, signs, band director improvement videos, and website/ Private group social media use.

Band Fee \$50:

To support the costs associated with the band program this year, a suggested contribution of \$50 per student is recommended. With around 100+ students participating, this support will help cover the expenses effectively.

Please note that this contribution is not mandatory for your child to be a part of the band. If \$50 is not feasible for your family, you are encouraged to contribute what you can. Additionally, participation in fundraising efforts is highly appreciated.

If you are unable to make a financial contribution, please indicate this on the provided form and consider supporting the band through fundraising activities.

Please note that the band program does not receive funding from the state, county, or school district.

Band expected costs:


New Sheet Music/curriculum	\$1,000+
School instrument repair cost/ purchasing instruments for those who cannot afford	\$1,000+
Instrument accessories/band end of year awards	\$600+
All county/state, Solo and Ensemble, MPA, other performances Fees	\$1000+
Total estimated expenditures	\$3,600 + or -

- Make checks payable to “Ivy Hawn” with a phone number on the top. Cash/Check (Credit Card payments can be handled at the front office.
- Please submit all contributions in an envelope clearly labeled with the student's name to ensure proper tracking and avoid any misplacement of funds.

If the band program lacks sufficient funding, we may face necessary reductions that directly impact students. This could result in the unavailability of new music, the use of broken instruments, the loss of special performance opportunities, and potentially turning away students who cannot afford their own instruments.

Band Syllabus Acknowledgment Form 2025-2026:

Here is a QR CODE for the Band Syllabus:



By signing this page, you confirm that you have read and understood the contents of this handbook and agree to adhere to its guidelines for the 2025-2026 school year.

Please sign the form below and return it to the band director by **August 22nd**. This will be tracked as a diagnostic grade on focus. This does not impact the grade of a student.

The Band Handbook Acknowledgement Form is required for participation in the band program.

Mr. Gaskill Contact email: kwgaskil@volusia.k12.fl.us or Gaskillk@ivyhawnschool.org

PLEASE SIGN AND RETURN

I have read and understand the IVY Band Handbook 2025-2026 along with my child. I understand the Mr. Gaskill will hold the parent/student to the expectations enclosed in this handbook.

QR code for Band website:



Student's Name _____

Parent's Signature _____

Have you paid your band fee? \$50 dollars per student
Can be made in payments if needed please reach out with
Questions. (Please see back of page for details)